

EFFECTS OF COOLING RATE ON THE VOLUME FRACTION OF RETAINED AUSTENITE IN FORGINGS FROM HIGH-STRENGTH Mn-Si STEELS

Dagmar Bubliková¹⁾, Hana Jirková¹⁾, Kateřina Rubešová¹⁾, Michal Pekovič¹⁾, Julie Volkmannová¹⁾, Marcel Graf²⁾

¹⁾ University of West Bohemia, RTI - Regional Technological Institute, Univerzitní 22, CZ – 306 14 Pilsen, Czech Republic

²⁾ TU Chemnitz, Professorship Virtual Production Engineering, Straße der Nationen 62, 09111 Chemnitz, Germany

Received: 14.05.2019

Accepted: 04.06.2019

* Corresponding author: e-mail: dagmar.bublikova@seznam.cz, Tel.: +420 720 401 659, Laboratory of Experimental Forming, Faculty of Mechanical Engineering, University of West Bohemia, RTI - Regional Technological Institute, Univerzitní 22, CZ – 306 14 Pilsen, Czech Republic

Abstract

Various ways are sought today to increase mechanical properties of steels while maintaining their good strength and ductility. Besides effective alloying strategies, one method involves preserving a certain amount of retained austenite in a martensitic matrix. The steel which was chosen as an experimental material for this investigation contained 2.5% manganese, 2.09% silicon and 1.34% chromium, with additions of nickel and molybdenum. An actual closed-die forged part was made of this steel. This forged part was fitted with thermocouples attached to its surface and placed in its interior and then treated using the Quenching and partitioning process. Quenching and partitioning process is characterized by rapid cooling from a soaking temperature to a quenching temperature, which is between the Ms and the Mf, and subsequent reheating to and holding at a partitioning temperature where retained austenite becomes stable. The quenchant was hot water. Cooling took place in a furnace. Heat treatment profiles were constructed from the thermocouple data and the process was then replicated in a thermomechanical simulator. The specimens obtained in this manner were examined using metallographic techniques. The effects of cooling rate on mechanical properties and the amount of retained austenite were assessed. The resultant ultimate strength was around 2100 MPa. Elongation and the amount of retained austenite were 15% and 17%, respectively. Microstructures and mechanical properties of the specimens were then compared to the real-world forged part in order to establish whether physical simulation could be employed for laboratory-based optimization of heat treatment of forgings.

Keywords: closed-die forgings, Q&P process, retained austenite, thermomechanical simulator

1 Introduction

One of the current trends, particularly in the forging industry, is to achieve good mechanical properties and thus long life in products at minimized costs. The available heat treatment methods which can impart high strength and ductility to a material include the Q&P process (Quenching and Partitioning), which leads to strengths in excess of 2000 MPa and elongation levels of about 10% [1-5]. It is characterized by rapid cooling from the austenite region to a temperature between

the Ms and Mf temperatures, where martensite forms, whereas some austenite remains untransformed. During subsequent isothermal holding, retained austenite (RA) becomes stabilised thanks to carbon which migrates from super-saturated martensite to austenite. According to current knowledge, this retained austenite exists primarily in the form of thin foils between martensite laths or plates [6-8]. To ensure that retained austenite becomes stable, it is important to use the right cooling rate and alloying strategy. They should provide the stability of retained austenite, prevent carbide precipitation within martensite and depress the Ms and Mf [9]. In a majority of advanced high-strength steels, the Ms temperature is in the range of 350°C–400°C. The steel that was used in these experiments was specially designed, with manganese as the dominant alloy addition. In steels of this kind, manganese at higher levels depresses the Ms and Mf temperatures, and therefore enables quenchants other than salt baths to be used. This reduces costs, and is therefore significant to the economy of the process.

2 Experimental material and methods

A special composition was designed for a 0.42 % carbon steel to depress the Ms and Mf, using iterative optimization in the JMatPro program. The Mf was below 100°C, thanks to which boiling water could be used for quenching (Tab. 1). The reduction in Ms and Mf was due mainly to a higher manganese level, i.e. 2.5 % [10]. Other alloying elements included silicon, chromium, and molybdenum [11, 12, 13, 14].

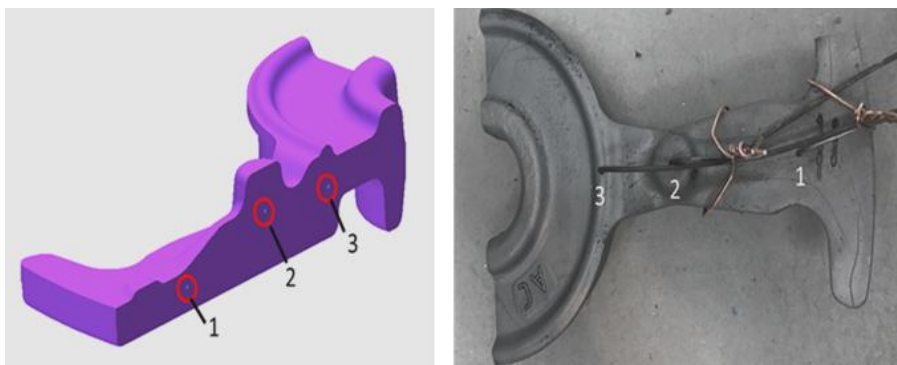
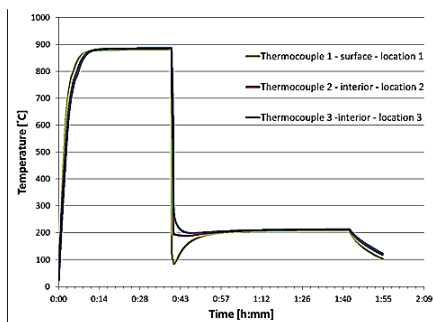
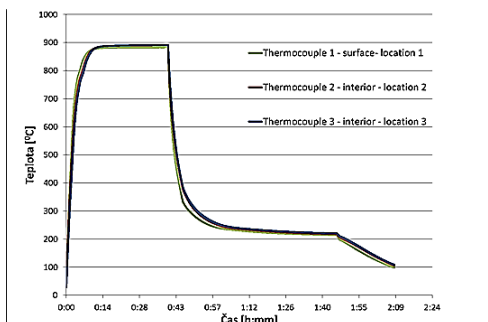
2.1 Data acquisition and development of physical simulation regimes

First, a closed-die forged part was made of the experimental steel (**Fig. 1**). The data for developing physical simulation regimes to be conducted in a thermomechanical simulator were gathered in the course of heat treatment of the forged part [15-20]. For this purpose, the part was fitted with thermocouples, some attached to its surface (the fastest-cooling part of the forging) and others placed in its interior (the slowest-cooling location). Specifically, one thermocouple was attached to the surface (no. 1) and two thermocouples were placed in the part's interior (no. 2 and 3), (**Fig. 1**). The forged part was then Q&P processed. It was heated in an air furnace at 880°C to a fully-austenitic condition. Since the special alloying of the steel de-pressed the Mf to 78°C in Table 1, it was possible to use boiling water at 100°C as a quenchant. Boiling water makes a better quenchant than oil or salt baths in terms of safety, the bath quality and degradation, as well as environmental aspects. Once the surface temperature reached approx. 100°C, the part was removed from water and transferred for partitioning for 1 hour in a furnace at 200°C (**Fig. 2**). The thermocouple data from point 1 on the surface indicated that the quenching temperature in that location was 100°C. At points 2 and 3, approx. 10 mm below the surface, the quenching temperature was higher, about 230°C. Several different cooling profiles were thus obtained for several locations across the forged part. The part was then heat-treated again, this time using a different regime. The austenitizing temperature was identical but the cooling step took place in air, until the surface temperature reached 240°C. The purpose was to explore the impact of the cooling rate on the final amount of retained austenite. Austenitizing was followed by partitioning in a furnace at 200°C (**Fig. 3**). In this case, the differences between the measured locations were less distinct than after the water-quenching regime.

Chemnitz University of Technology, which collaborated on this investigation, carried out numerical modelling of the heat treatment using FE software Simufact.forming 14.0. Processes with several cooling rates were modelled [6].

Table 1 Chemical composition of the experimental steel (wt. %)

AHSS	C	Mn	Si	P	S	Cu	Cr	Ni	Al	Mo	Nb	M _s	M _f
	0.419	2.45	2.09	0.005	0.002	0.06	1.34	0.56	0.005	0.04	0.03	209	78

**Fig. 1** Closed-die forging of AHSS steel with thermocouples attached for experimental treatment**Fig. 2** Q&P processing of the forged part involving quenching in boiling**Fig. 3** Q&P processing of the forged part involving cooling in airprocess

3 Physical simulation of cooling of the forged part

Retained austenite in advanced high-strength martensitic steels contributes to their toughness. In order to stabilize retained austenite by Q&P processing, the right quenching temperature must be used along with an appropriate cooling rate. In these experiments, four regimes involving different cooling rates were performed on specimens of the experimental steel. The data for designing these regimes were those obtained from heat treatment of the closed-die forged part. The data consisted of cooling curves for quenching in boiling water and for slow cooling in air of the surface and the interior of the forged part (**Fig. 4**).

The first regime was a simulation of quenching of location 1 on the surface of the forged part in boiling water. In this regime, cooling from the soaking temperature to a quenching temperature of approximately 100°C took place at the rate of 64°C/s. It was followed by heating to 200°C and holding for 1 hour. In this time interval, retained austenite in the martensitic matrix became stable. The second regime was a physical simulation of quenching of location 3 within the forged part in boiling water. It comprised cooling at 5.7°C/s to the quenching temperature and the same

partitioning operation as the previous regime. The third regime was used for simulating air cooling of location 1 on the forged part's surface, using a cooling rate of approx. 3.5°C/s . The subsequent partitioning was performed in a furnace at 200°C for 1 hour. The fourth regime was a physical simulation of air cooling of location 3 in the forged part's interior at a rate of approximately 2.9°C/s (**Fig. 1**). The microstructures and properties of the specimens were then examined and measured using light and scanning electron microscopes and mechanical testing machines, respectively. The amount of retained austenite was determined using X-ray diffraction in **Table 2**.

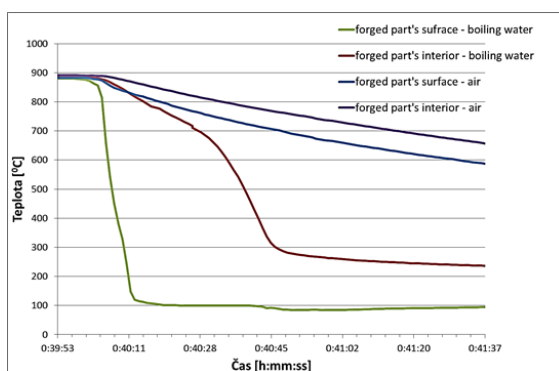


Fig. 4 Detail of cooling curves of the surface and interior of the forged part in the course of quenching in boiling water and cooling in air

Table 2 Heat treatment regimes and mechanical properties

Regime number	T_A [$^{\circ}\text{C}$]/ t_A [s]	Cooling rate $^{\circ}\text{C/s}$	QT [$^{\circ}\text{C}$]	PT [$^{\circ}\text{C/s}$]/ t_{PT} [s]	Physical simulation specimens				Actual forged part			
					HV 10 [-]	UTS (R_m) [MPa]	A_{5mm} [%]	Red. of area [%]	HV 10 [-]	UTS (R_m) [MPa]	A_{5mm} [%]	Red. of area [%]
1	880/2400	64	10/0	200/3600	637	2114	15	17	603	2131	12	10
2		5.7	19/5	200/3600	669	2250	8	10	643	-	-	9
3		3.5	24/0	200/3600	692	2009	3	8	666	1949	2	9
4		2.9	24/0	200/3600	690	2141	4	7	656	2000	1	8

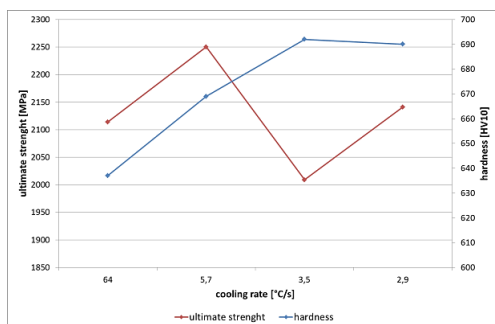


Fig. 5 Dependency ultimate strength and hardness on cooling rate

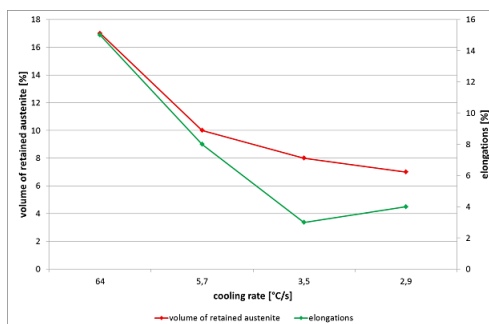


Fig. 6 Dependency elongation and volume of retained austenite on cooling rate

4 Results and discussion

All the microstructures consisted of a majority of martensite, a small amount of bainite and various volume fractions of retained austenite (**Fig. 7a – 9a**). The volume fraction of retained austenite in the martensitic matrix and other mechanical properties varied with the local cooling rate (**Table 2, Fig. 5, Fig. 6**). Regime 1 was a simulation of quenching of the surface of the forging in boiling water, and therefore it involved fast cooling (64°C/s). A large volume fraction of retained austenite (17%) in the martensitic matrix of this specimen was found by X-ray diffraction analysis. It was confirmed by light microscopic observation of special two-stage-etched metallographic sections (1st etching step: nital, 2nd step: 10% aqueous solution of $\text{Na}_2\text{S}_2\text{O}_5$) (**Fig. 7b**). Retained austenite was present as globular grains and as particles between martensite needles. Regime 2 involved slower cooling, at 5.7°C/s . It was a simulation of the forged part's interior during quenching in boiling water. After this regime, the ultimate strength was about 100 MPa higher than in the previous case. As the amount of martensite was larger than in the previous case, hardness and elongation was higher (**Table 2, Fig. 5**). Most of it was in the form of globular grains. Some was found between martensitic needles. Two subsequent regimes were similar to each other. They were simulations of air cooling of the surface and interior of the forged part. Their cooling rates were low: 3.5°C/s and 2.9°C/s , respectively. As a consequence, the resulting elongations were even lower than in the previous case (**Table 2, Fig. 6**). A small amount of retained austenite was in a globular form (**Fig. 8b**). Mechanical properties of the specimens more or less corresponded to those of the real forged part (**Table 2**). The largest amount of retained austenite, 10%, was found in the surface of the forged part upon quenching in boiling water. Retained austenite was present as globular grains and as particles between martensite needles (**Fig. 9b**). The ultimate strength of the forged part, 2131 MPa, and its elongation of 12% are nearly identical to those of the physical simulation specimens in **Table 2**.

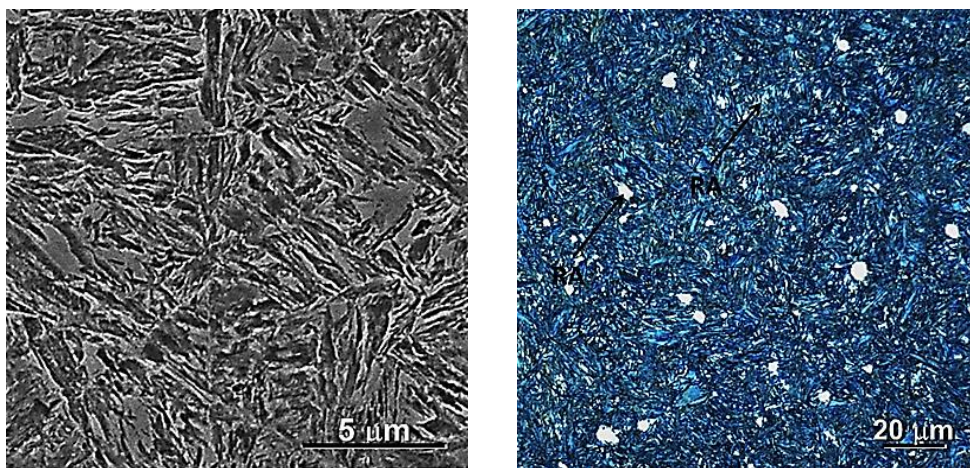


Fig. 7 a) Physical simulation of cooling of the forged part's surface, cooling rate: 64°C/s , martensitic structure, bainite, retained austenite, detail scanning electron micrograph

b) Physical simulation of cooling of the forged part's surface, cooling rate: 64°C/s , colour etching to reveal retained austenite, optical micrograph

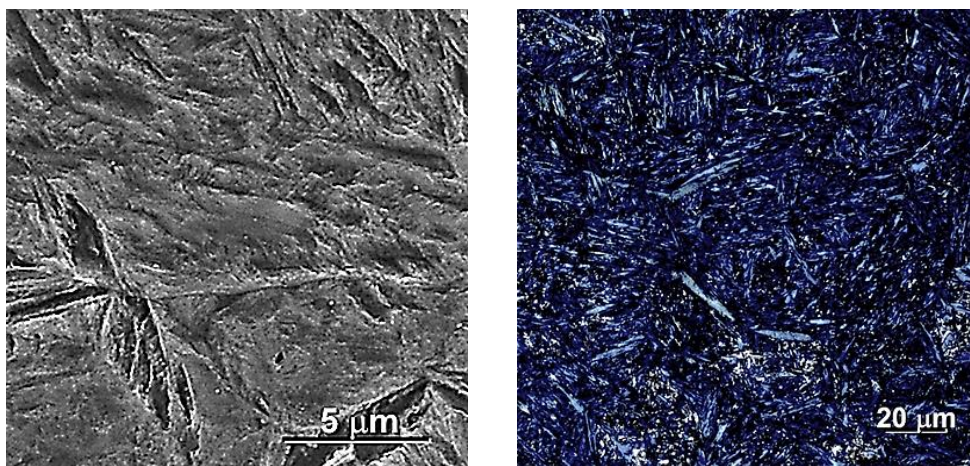


Fig. 8 a) Physical simulation of cooling of the forged part's surface, air, cooling rate: 3.5 °C/s, martensitic structure, a small amount of bainite, retained austenite, detail scanning electron micrograph

b) Physical simulation of cooling of the forged part's interior, cooling rate: 3.5 °C/s, colour etching to reveal retained austenite, optical micrograph




Fig. 9 a) The actual forged part, cooling rate: 64 °C/s, boiling water, martensitic structure, bainite, retained austenite, detail scanning electron micrograph

b) The actual forged part, cooling rate: 64 °C/s, martensitic structure, bainite, retained austenite, colour etching to reveal retained austenite, optical micrograph

5 Conclusion

Physical simulation regimes with various cooling profiles (64°C/s, 5.7°C/s, 3.5°C/s and 2.9°C/s) demonstrated the substantial impact that cooling rates have on the resulting amount of retained austenite in martensitic matrix. Upon cooling at the highest rate, which corresponded to quenching of the forged part's surface in hot water, some austenite failed to decompose into martensite. As

a result, a considerable volume fraction of austenite remained present as a stable phase in the martensitic matrix, thanks to appropriate alloying. The regime, which involved this particular cooling rate, led to a high elongation, as high as 15%, and an ultimate strength of approximately 2100 MPa. Regimes with slow cooling, which physically simulated cooling of the interior of the forged part in hot water and in air, provided smaller amounts of retained austenite in martensitic matrix, sometimes as low as 8%. Higher hardness levels, which were caused by larger volume fractions of martensite, were associated with markedly lower elongations. Mechanical properties of the AHS steel after physical simulation of treatment of the forged part were in agreement with the values for the actual forged part. Fast cooling (64°C/s) in boiling water led to a strength of 2130 MPa and elongation of 12%.

The comparison between physical simulation and the real-world forged part suggests that physical simulation in the laboratory enables a wide range of heat treatment parameters to be tested for optimizing the processing of closed-die forgings.

References

- [1] D. V. Edmondsa, K. Hea, F. C. Rizzo, B. C. De Coomanc, D. K. Matlock: Quenching and partitioning martensite - A novel steel heat treatment, *Materials Science and Engineering A*, 2006, Vol. 438–440, p. 25–34, <https://doi.org/10.1016/j.jallcom.2012.02.016>
- [2] B. Mašek, H. Jirková, D. Hauserová, L. Kučerová, D. Klaubeová: The Efe Effect of Mn and Si on the Properties of Advanced High Strength Steels Processed by Quenching and Partitioning, *Materials Science Forum*, Vol. 654-656, 2010, p. 94-97, <https://doi.org/10.4028/www.scientific.net/MSF.654-656.94>
- [3] H. Jirková, L. Kučerová, B. Mašek: Effect of Quenching and Partitioning Temperatures in the Q-P Process on the Properties of AHSS with Various Amounts of Manganese and Silicon, *Materials Science Forum*, Vol. 706-709, 2012, p. 2734-2739, <https://doi.org/10.4028/www.scientific.net/MSF.706-709.2734>
- [4] T. Y. Hsu (XuZuyao), X. J. Jin, Y. H. Rong: Strengthening and toughening mechanisms of quenching–partitioning–tempering (Q–P–T) steels, *Journal of Alloys and Compounds*, Vol. 577, 2013, p. S568–S571, <https://doi.org/10.1016/j.jallcom.2012.02.016>
- [5] J. G. at al.: The Quenching and partitioning process: Background and Recent Progress. *Materials Research*. 2005, Vol. 8, No. 4, p. 417-423
- [6] H. Jirková, et al.: Influence of metastable retained austenite on macro and micromechanical properties of steel processed by the Q-P process, *Journal of Alloys and Compounds*, available online, *Journal of Alloys and Compounds*, 2014, Vol. 615, p. 163–168, <https://doi.org/10.1016/j.jallcom.2013.12.028>
- [7] Z. Qian, Q. Lihe, T. Jun, M. Jianguying, Z. Fucheng: Inconsistent effects of mechanical stability of retained austenite on ductility and toughness of transformation-induced plasticity steels, *Materials Science & Engineering A*, 2013, Vol. 578, p. 370–376, doi.org/10.1016/j.msea.2013.04.096
- [8] E. De Moor, D. Matlock, at al.: Austenite stabilization through manganese enrichment, *Scripta Materialia*, January 2011, Vol. 64, p. 185–188, <https://doi.org/10.1016/j.scriptamat.2010.09.040>
- [9] K. Ibrahim, D. Bublíková, H. Jirková, B. Mašek: Stabilization of Retained Austenite in High-Strength Martensitic Steels with Reduced Ms Temperature, In *METAL 2015*, Ostrava: TANGER spol. s r. o., 2015, p. 1-7, ISBN: 978-80-87294-58-1

- [10] H. Jirková, L. Kučerová, B. Mašek: Effect of Quenching and Partitioning Temperatures in the Q-P Process on the Properties of AHSS with Various Amounts of Manganese and Silicon, *Materials Science Forum*, Vol. 706-709, 2012, p. 2734-2739, <https://doi.org/10.4028/www.scientific.net/MSF.706-709.2734>
- [11] E. V. Pereloma, I. B. Timokina, P. D. Hodgson: Transformation behavior in thermomechanical processed C-Mn-Si steel with and without Nb, *Materials Science and Engineering A* 273-275, 1999, p. 448-452
- [12] W. Bleck: Using the TRIP efekt – the down of a promising group of cold formable steels, *Proceedings of International Conference on TRIP – Aided High Strength Ferrous Alloys*, 2002, Belgium
- [13] S. Baik, S. Kim, S. Jin, O. Kwon: Effect of alloying elements on mechanical properties and phase transformation of cold rolled TRIP steel steels, *ISIJ International*, 2001, Vol. 41, No. 3, pp. 290-297
- [14] S. H. Park, W. Y. Choo, N. J. Kim, J. H. Ko: Effects of hot rolling conditions on the microstructure and tensile properties of Nb-bearing TRIP steels, *International Symposium on Hot Workability and Light Alloys Composites*, TMS of CIM, Motrioll Quebec, 1996, Canada, p. 493
- [15] M. Graf, S. Härtel, A. Bauer, W. Förster, D. Bublíková, M. Wagner, B. Awiszus, B. Mašek: Development of a Quenching-Partitioning Process Chain for Forging Components, *Materials Science Forum*, 2018, Vol. 918, p. 89-92, <https://doi.org/10.4028/www.scientific.net/MSF.918.85>
- [16] V. Pileček, F. Vančura, H. Jirková, B. Mašek: Material-Technological Modelling of the Die Forging of 42CrMoS4 Steel, *Materials and Technology*, Vol. 48, 2014, p. 869-873
- [17] I. Vorel, F. Vančura, B. Mašek: Material - Technological Modelling of Controlled Cooling of Closed die Forgings from Finish Forging Temperature. In *METAL 2015 24th International Conference on Metallurgy and Materials*, Ostrava: 2015 TANGER Ltd., 2015, p. 202-208, ISBN: 978-80-87294-62-8
- [18] Š. Jeníček, I. Vorel, J. Káňa, K. Opatová: The Use of Material-Technological Modelling to Determine the Effect of Temperature and Amount of Deformation on Microstructure Evolution in a Closed-Die Forging Treated by Controlled Cooling, *Manufacturing Technology*, Vol. 17, 2017, p. 326-330
- [19] J. Káňa, I. Vorel, A. Ronešová: Simulator of Thermomechanical Treatment of Metals, In *Daaam 2015*. Vienna: Daaam International Vienna, 2016, p. 0513-05018, ISBN: 978-3-902734-07-5, ISSN: 1726-9679
- [20] B. Mašek, H. Jirková, J. Malina, L. Skálová, L. W. Meyer: Physical Modelling of Microstructure Development During Technological Processes with Intensive Incremental Deformation, *Key Engineering Materials*, Vol. 345-346, 2007, p. 934-946, <https://doi.org/10.4028/www.scientific.net/KEM.345-346.943>

Acknowledgements

The present contribution has been prepared under project LO1502 'Development of the Regional Technological Institute' under the auspices of the National Sustainability Programme I of the Ministry of Education of the Czech Republic aimed to support research, experimental development and innovation.